

**TAXONOMY AND DISTRIBUTION OF *SENECIO PARRYI*
(ASTERACEAE)**

Billie L. Turner

Plant Resources Center
The University of Texas,
Austin, TX 78712
billie@uts.cc.utexas.edu

ABSTRACT

Senecio parryi A. Gray is typified by material collected in north-central Mexico, presumably in northwestern Coahuila, just across the border from Texas along the Rio Grande. It is a relatively rare species in the area where first collected, but has subsequently been collected in the USA (New Mexico and Arizona) and northeastern Mexico (Coahuila, Chihuahua, Sonora, and northern Sinaloa). Two named taxa (*S. pringlei* A. Gray from Chihuahua and *S. ritovegana* B.L. Turner from northern Sinaloa) are reduced to synonymy under its fabric. A distribution map of the complex is provided, along with rationale for the synonymy indicated. *Phytologia* 93(3): 341-345 (December 1, 2011).

KEY WORDS: Asteraceae, *Senecio*, *S. parryi*, *S. pringlei*, *S. ritovegana*

Senecio parryi is a very distinct taxon, this not positioned as to "Group" by Barkley (2006) in his treatment of North American *Senecio*, but rather left in limbo among the "Exceptional" species." Still, it is superficially similar to *S. multidentatus* and *S. lemmonii* of Arizona, but readily distinguished by its glandular pubescent foliage and pubescent achenes. Parry, in 1850, first collected the species along the Rio Grande, in the Big Bend region of Texas, along the Mexican side. It was subsequently collected in Arizona by yet others, where relatively common, and only once in Chihuahua by Pringle in 1886, where given the name *S. pringlei* A. Gray. Numerous recent collections of the taxon have been made in Sonora, Mexico, reevaluation of which has led to the submergence of *S. ritovega*, into

the newly conceived, broad circumscription, of *S. parryi*. The taxonomy of the complex follows:

SENECIO PARRYI A. Gray, Rep. U.S. Mex. Bound. Surv. 2: 103.

1859. TYPE: **MEXICO. Coahuila.** "In live-oak groves, 150 miles above the mouth of the Pecos, on the Mexican side of the Rio Grande, November;" *Parry s.n.* (holotype : GH).

Senecio pringlei A. Gray, Proc. Amer. Acad. Arts 22: 307. 1887. **Fig. 1.**

TYPE: **MEXICO. Chihuahua.** Shaded places, Mapula Mountains, Oct 1886, *C.G. Pringle 763* (holotype: GH; isotype LL!).

Senecio ritovegana B.L. Turner, Phytologia 80: 95. 1996. **Fig. 2.**

TYPE: **MEXICO. Sinaloa.** Mpio. Badiraguato: a 15 km al N. de Surutato rumbo a Sta. Rita, 2000-2200 m, 9 Dec 1987, *Rito Vega 2550* (holotype: TEX!)

Annual or short-lived perennial herbs to 8 dm high; leaves and stems viscid-pubescent with crisped glutinous-glandular hairs or short, glandular trichomes, the herbage with a distinctive odor. **Stems** branching mostly in the upper third, arising singly from a tap-root. **Leaves:** lower and middle cauline mostly lanceolate, tapering to a winged petiole with an expanded, clasping base, margins variously and irregularly sharp-dentate; well-developed leaves 8-12 cm long, 2-5 cm wide, reduced and auriculate-clasping distally. **Capitulescence** an open corymbiform cyme of 12-30 heads; involucrel bracts ca 21, 7-9 mm long; calyculus of linear bracts 3-8 mm long. **Ray florets** ca 13, the ligules yellow, mostly 8-12 mm long. **Achenes** densely appressed-pubescent; pappus of numerous, white deciduous bristles. **Distribution:** see Figure 3.

In a preliminary draft of the Mexican species of *Senecio sensu lato*, Barkley and Turner (ca 1990) placed *S. pringlei* in synonymy with the present taxon, this reaffirmed herein.

At the time of my description of the Sinaloan *Senecio ritovegana*, relatively few collections of *S. parryi* were known from Sonora, Mexico. Recent collections from the latter region, mostly by Tom Van Devender, have shown that the characters by which I distinguished *S. ritovegana* (mainly vestiture and elongate calycular

bracts) are quite variable in the region concerned, and I have little hesitancy in reducing this to synonymy here.




Figure 1. Type of *Senecio pringlei* A. Gray.




Figure 2. Type specimen of *Senecio ritovegana* B. L. Turner.

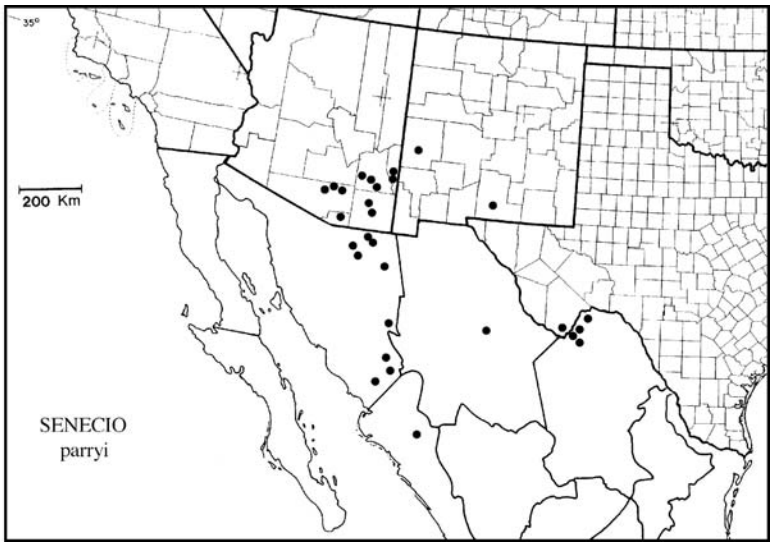


Figure 3. Distribution of *Senecio parryi*.

ACKNOWLEDGEMENTS

My colleague Dr Guy Nesom kindly read the paper and made helpful suggestions. Thanks to the following herbaria for the loan of specimens, upon which the distribution map (Fig. 3) is based: ARIZ, ASU, and NMU.

LITERATURE CITED

Barkley, T.M. 2006. *Senecio*, in Fl. North America 20: 215-570.